

# PRESTO FAST BARRIER

Presto Barrier, designed and produced according to the most intense usage conditions, is the most suitable choice for highways and car parks where density and rapid crossings are frequently encountered. It opens in a short time such as 0.8 seconds and allows the passage of vehicles and then closes at the same speed and prevents the entry of unwanted vehicles. Presto industrial barrier promises 5 million working cycles to its customers.



WORKS 5  
MILLION



INDUSTRIAL  
PRODUCT



INTENSIVE  
USE




barrier  
opening  
time as s  
hort as  
one second

## USAGE AREA

Thanks to its barrier structure, Presto has an active use with its continuous working performance at the entrances and exits of Highways, Sites, Shopping Centers and Parking Lots.

## LONG LASTING

Presto barrier is a revolutionary product in its sector with a working life of 5 million thanks to industrial components.



## INDUSTRIAL CONTROL

Besides the strong structure of Presto barrier, PLC control circuit facilitates has been searched. It works in full compatibility with all kinds of control systems.

Thanks to the optical sensor switch system, it can easily control the opening and closing directions of the barrier without any contact.

### LED WARNING


Thanks to the LED light system that takes the form of a green arrow during the passage and a red cross when the road is closed, clearer warnings can be seen day and night.

### SPECIAL COLOR OPTIONS

Ability to personalize the exterior body color with special color options that you specify, outside of the standard.

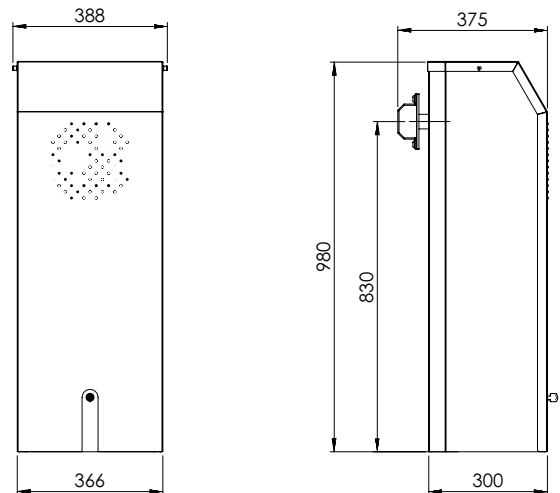
### EASY INTERVENTION

Easily accessible lock system for manual maintenance or product handling.



Type	PRESTO				
Maximum arm length	2mt	3mt	4mt	5mt	6mt
Protection rating	IP54				
Power supply	230 V 50/60 Hz				
Motor voltage	380V				
Control unit	PLC + INVERTER				
Average current	2 A				
Maximum power	370 W				
Opening time	0,8sn				
Continuously of operation	100%				
Limit switch type	Optical Sensor				
Impact reaction	Current control regulator				
Slow down	Available				
Manual use	With personal key				
Working temperature	-20°C min +70°C max				
Safety system	Wireless Safety Photocell				
Barrier weight	40 Kg				

## TECHNICAL DIMENTIONS



NOTICE: Some information contained on this brochure may not be accurate due to possible modifications after printing. Please note that some of the hardware explained or otherwise demonstrated herein may be provided for an additional charge. You are strongly advised to contact a White Rose authorized dealer for the most recent details before placing an order. For the avoidance of doubt, the manufacturer reserves the right to change prices, colors, materials, features and models without prior notice from time to time.